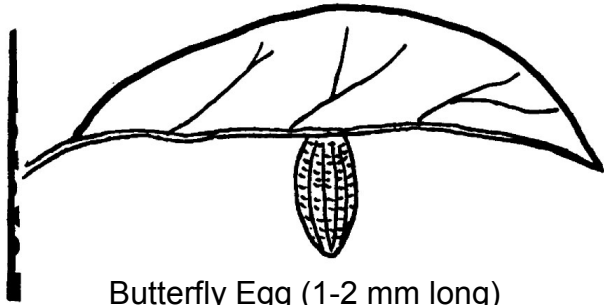


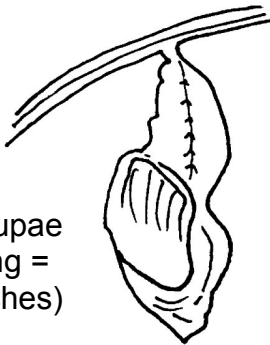
Butterfly and Moth Eggs, Pupae, and Cocoons



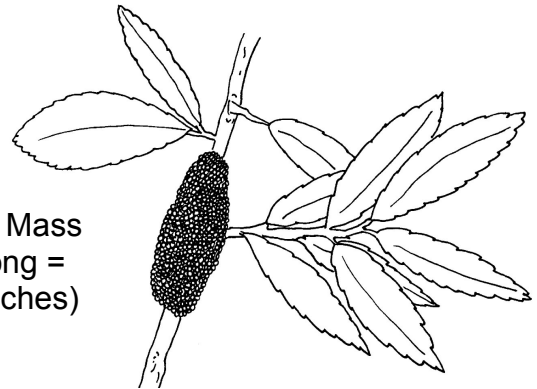
Butterfly Egg (1-2 mm long)

Coloring Instructions – Color the butterfly egg yellow. Color the butterfly pupa dark brown. Color the moth egg mass black. Color the moth cocoons light brown or light gray.

Interesting Facts: Butterfly eggs come in many different shapes and colors. They may be laid one at a time or in groups. Many moths lay hundreds of eggs together.

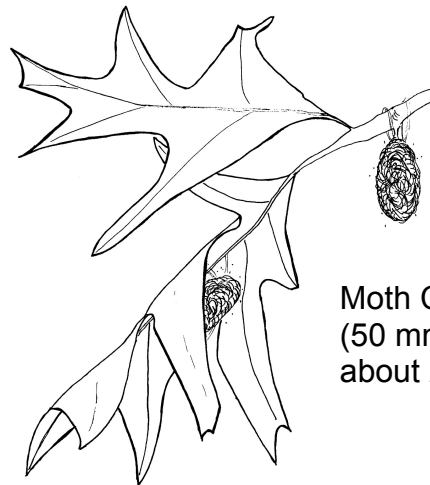


Butterfly Pupae
(50 mm long =
about 2 inches)



Moth Egg Mass
(50 mm long =
about 2 inches)

Interesting Fact 2: A caterpillar hatches from its egg, eats constantly, and grows. When it is ready to change into its adult form, a butterfly caterpillar grows a protective skin around itself, called a pupa. Inside the pupa, the caterpillar changes into a butterfly. Instead of growing a pupa, many moth caterpillars wrap silk or hair around their bodies to form protective cocoons. Inside these cocoons, the caterpillars change into moths.



Moth Cocoon
(50 mm long =
about 2 inches)